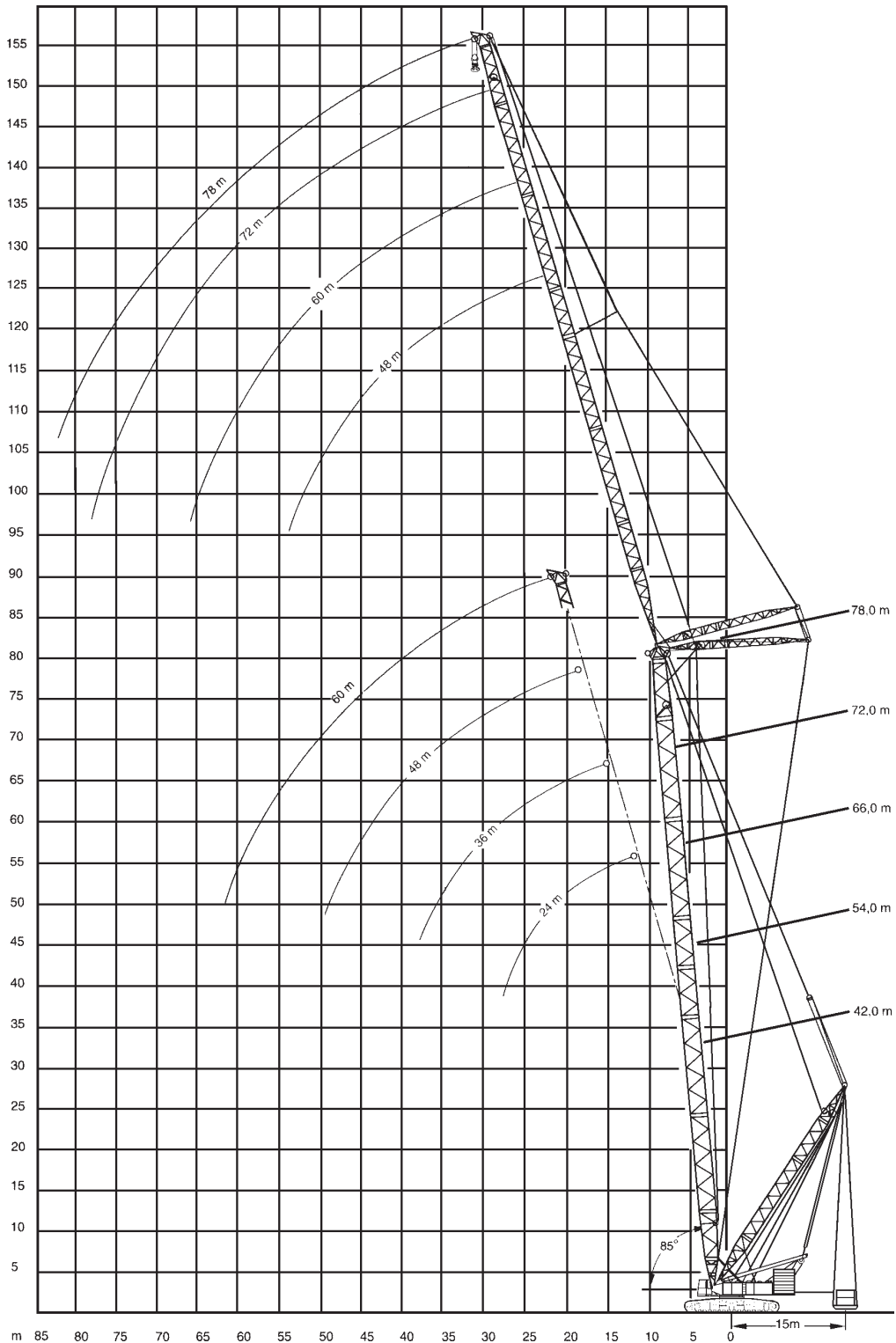


Arbeitsbereiche wippbarer Hilfsausleger mit Superlift, Hauptausleger 85°

Working ranges luffing fly jib with Superlift, main boom 85°

Portées fléchette à volée variable avec Superlift, flèche 85°



500 t

RAUPENKRAN
CRAWLER CRANE
GRUE SUR CHENILLES

SWSL - 85°

42-78m	30m	24-78m	250t	8m	149t	360°	75%

m	42				54				66				m
	24	36	48	60	36	48	60	72	36	48	60	72	
16	270*												16
18	258*												18
20	255*	189*			148*								20
22	249*	188*	137*		148*				116*				22
24	219*	186*	137*		146*	110*			113*	86*			24
26	202*	185*	137*	95*	143*	110*			111*	86*			26
28	182*	183*	137*	95*	141*	110*	81*		109*	86*	66		28
30		168*	136*	95*	138*	109*	81*		106*	86*	66		30
34		141*	135*	93*	132*	106*	81*	59	102*	83*	66	50	34
38		116	124*	88	122*	104*	79	59	98*	79	65	50	38
42			105	82	97	100*	76	59	94*	77	63	49	42
46			89	74		93*	71	58		74	61	48	46
50			75	67		78	66	58		72	59	48	50
54				60			61	57		67	57	47	54
58				54			56	56			54	46	58
62				50			52	55			51	45	62
66								50			47	44	66
70								44				43	70
74								38				39	74
78												33	78

*Doppelunterflasche erforderlich

m	72				78				m
	36	48	60	72	48	60	72	78	
26	78				68*				26
28	78				68*				28
30	78	58			68*	52			30
34	75	58	43	38	66*	52	38		34
38	72	57	43	38	64	51	38	32	38
42	70	56	42	38	62	49	37	32	42
46	68	55	42	37	60	47	36	31	46
50	66	54	41	37	58	46	35	31	50
54	64	53	41	36	56	44	34	30	54
58		51	40	35		43	33	30	58
62		49	39	34		41	32	29	62
66		47	38	33		40	31	28	66
70			37	32			31	28	70
74			36	31			30	27	74
78			33	30			29	26	78
82				29				25	82

*Doppelunterflasche erforderlich

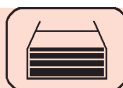
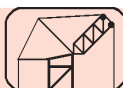
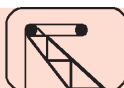
RAUPENKRAN

CRAWLER CRANE

GRUE SUR CHENILLES

500 t

SWSL - 85°



42m

30m

24-60m

0-200t

8m

149t

360°

75%

m	24						36						m
	0 t	50 t	100 t	150 t	175 t	200 t	0 t	50 t	100 t	150 t	175 t	200 t	
16	125	181*	236*	255*									16
18	105	153*	201*	249*	251*								18
20	91	133	175*	217*	238*	247*	89	131*	173*	183*			20
22	79	117	154*	191*	210*	229*	78	115	153*	182*			22
24	70	104	138	171*	188*	205*	69	103	136*	170*	181*		24
26	63	93	124	155*	170*	185*	62	92	123*	153*	168*	179*	26
28	57	85	113	141	155*	165*	55	83	111	139*	153*	167*	28
30							50	76	102	128*	141*	154*	30
34							42	64	87	109	120*	132*	34
38							36	55	75	95	105	112	38

*Doppelunterflasche erforderlich

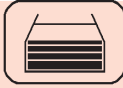
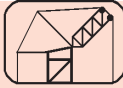
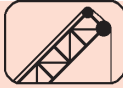
m	48					60				m
	0 t	50 t	100 t	150 t	175 t	0 t	50 t	100 t	150 t	
22	76	114*	132*							22
24	67	101	132*							24
26	60	91	121*			59	90	95*		26
28	54	82	110*	132*		53	81	95*		28
30	49	75	101	126*	132*	48	74	95*		30
34	41	63	85	108*	119*	40	62	84	93*	34
38	34	54	74	94	103	33	53	73	88	38
42	29	47	65	82	91	28	46	64	81	42
46	25	41	57	73	81	24	40	56	72	46
50	22	37	51	66	72	21	36	50	65	50
54						18	32	45	59	54
58						16	29	41	53	58
62						14	26	37	49	62

*Doppelunterflasche erforderlich

500 t

RAUPENKRAN
CRAWLER CRANE
GRUE SUR CHENILLES

SWSL - 85°



54m

30m

36-72m

0-175t

8m

149t

360°

75%

↕ m	36				48				↕ m
	0 t	50 t	100 t	150 t	0 t	50 t	100 t	150 t	
20	86	128*	144*						20
22	75	113*	144*						22
24	67	100	134*		65	99*	106*		24
26	59	90	121*	139*	58	89	106*		26
28	53	81	109*	136*	52	80	106*		28
30	48	74	100	126*	47	73	99*		30
34	40	63	85	107*	39	61	84	103*	34
38	34	54	74	93	33	53	72	92	38
42	29	47	65	82	28	46	63	81	42
46					24	40	56	72	46
50					21	36	50	65	50

*Doppelunterflasche erforderlich

↕ m	60				72					↕ m
	0 t	50 t	100 t	150 t	0 t	50 t	100 t	150 t	175 t	
28	51	79	81*							28
30	46	72	81*							30
34	38	61	81*		37	59	59			34
38	32	52	72	79	30	50	59			38
42	27	45	63	76	26	43	59			42
46	23	39	55	71	21	38	54	58		46
50	20	35	49	64	18	33	48	58		50
54	17	31	44	58	15	29	43	56	57	54
58	15	28	40	52	13	26	38	51	56	58
62	12	25	36	48	11	23	35	46	52	62
66						20	32	42	48	66
70						18	29	39	44	70
74						16	26	36	38	74

*Doppelunterflasche erforderlich

RAUPENKRAN

CRAWLER CRANE

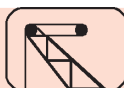
GRUE SUR CHENILLES

500 t

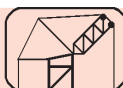
SWSL - 85°



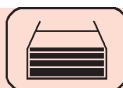
66m



30m



36-72m



0-150t



8m



149t





360°





DIN

75%

	36			48			
	0 t	50 t	100 t	0 t	50 t	100 t	
22	73	110*	112*				22
24	64	98*	110*	63	84*		24
26	57	88	108*	56	84*		26
28	51	79	105*	50	78	84*	28
30	46	72	98*	45	71	84*	30
34	38	61	83	37	60	80*	34
38	32	52	72	31	51	71	38
42	28	45	63	27	44	62	42
46				23	39	55	46
50				19	34	49	50
54				17	31	44	54

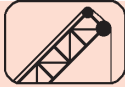

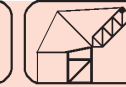

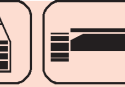



*Doppelunterflasche erforderlich



	60				72				
	0 t	50 t	100 t	150 t	0 t	50 t	100 t	150 t	
28	49	66							28
30	44	66							30
34	36	59	66		35	50			34
38	30	50	65		29	49	50		38
42	26	43	61		24	42	49		42
46	22	38	54	61	20	36	48		46
50	18	33	48	59	17	32	46		50
54	16	30	43	57	14	28	42	47	54
58	13	26	39	51	11	25	37	46	58
62	11	24	35	47		22	34	45	62
66	10	21	32	43		19	31	41	66
70						17	28	38	70
74						15	25	35	74
78						13	23	32	78



500 t

RAUPENKRAN
CRAWLER CRANE
GRUE SUR CHENILLES

SWSL - 85°

							
72m	30m	48-78m	0-150t	8m	149t	360°	75%

	48			60				
	0 t	50 t	100 t	0 t	50 t	100 t	150 t	
26	54	76*						26
28	49	76*						28
30	44	70	76*	43	58			30
34	36	59	72*	35	58	58		34
38	30	50	70*	30	49	57		38
42	26	43	61	25	43	56		42
46	22	38	54	21	37	53		46
50	19	34	48	18	33	47	54	50
54	16	30	43	15	29	42	53	54
58				13	26	38	51	58
62				11	23	35	46	62
66					21	32	42	66

	72				78				
	0 t	50 t	100 t	150 t	0 t	50 t	100 t	150 t	
34	33	43			32	38			34
38	28	43			26	38			38
42	23	41	42		22	38	38		42
46	19	36	42		18	35	37		46
50	16	31	41		15	30	37		50
54	13	27	41		12	26	36		54
58	11	24	37	40	10	23	35		58
62		21	33	39		20	32	34	62
66		19	30	38		18	29	33	66
70		16	27	37		16	26	32	70
74		15	25	35		14	24	31	74
78		13	23	32		12	22	30	78
82						10	20	29	82

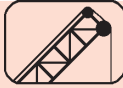
RAUPENKRAN

CRAWLER CRANE

GRUE SUR CHENILLES

500 t

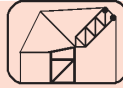
SWSL - 85°



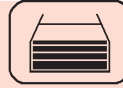
78m



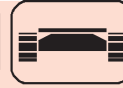
30m



48-78m



0-100t



8m



149t





360°





DIN

75%

	48			60			
	0 t	50 t	100 t	0 t	50 t	100 t	
26	53	68*					26
28	48	68*					28
30	43	68*	68*	42	52		30
34	35	58	66	34	52		34
38	29	49	64	29	48	51	38
42	25	43	60	24	42	49	42
46	21	37	53	20	36	47	46
50	18	33	47	17	32	46	50
54	15	29	43	14	28	42	54
58				12	25	38	58
62				10	22	34	62
66					20	31	66

*Doppelunterflasche erforderlich

	72			78			
	0 t	50 t	100 t	0 t	50 t	100 t	
34	31	38					34
38	26	38		25	32		38
42	22	37	37	20	32		42
46	18	35	36	17	31	31	46
50	15	30	35	14	30	31	50
54	12	27	34	11	26	30	54
58	10	23	33		22	30	58
62		20	32		20	29	62
66		18	29		17	28	66
70		16	27		15	26	70
74		14	24		13	23	74
78		12	22		11	21	78
82					10	19	82